

# Leximancer and OS X Lion

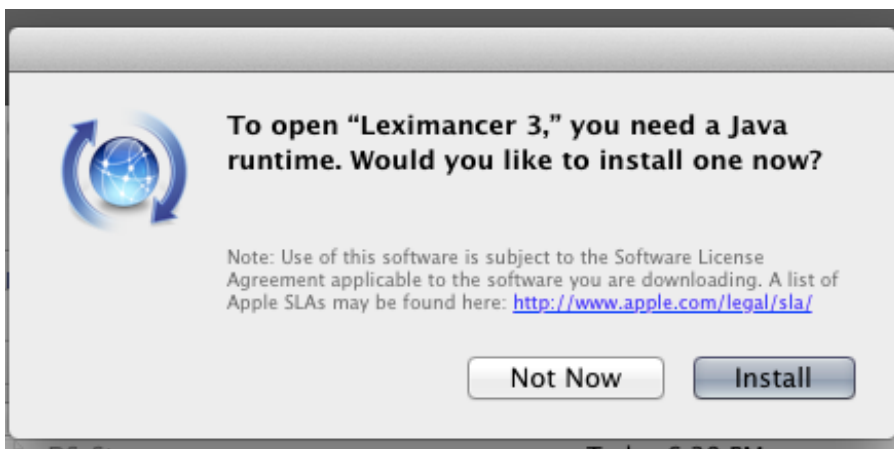
## Leximancer and Java

Leximancer depends on having a Java (Oracle / Sun) environment installed in order to run. Versions of OS X prior to 10.7 Lion, included Java by default. For OS X Lion, Java is an optional install. The installation occurs the first time you try to run a program that uses Java.

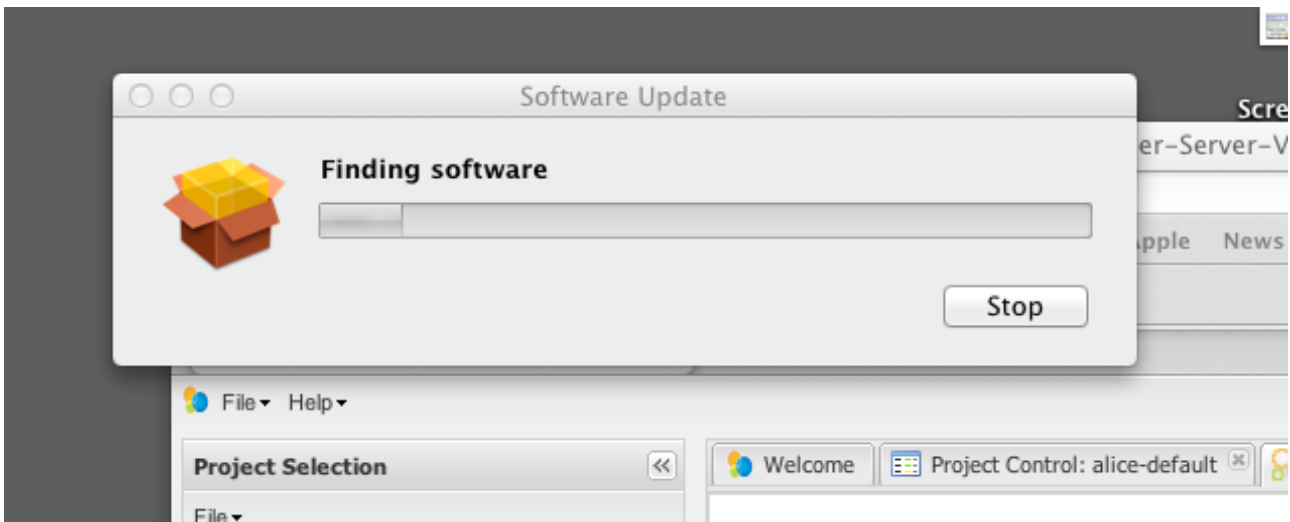
Java must be installed to use either Leximancer Desktop or the Leximancer Portal. The Leximancer Portal requires Java in order to display the concept map.

## Leximancer Desktop Java Installation

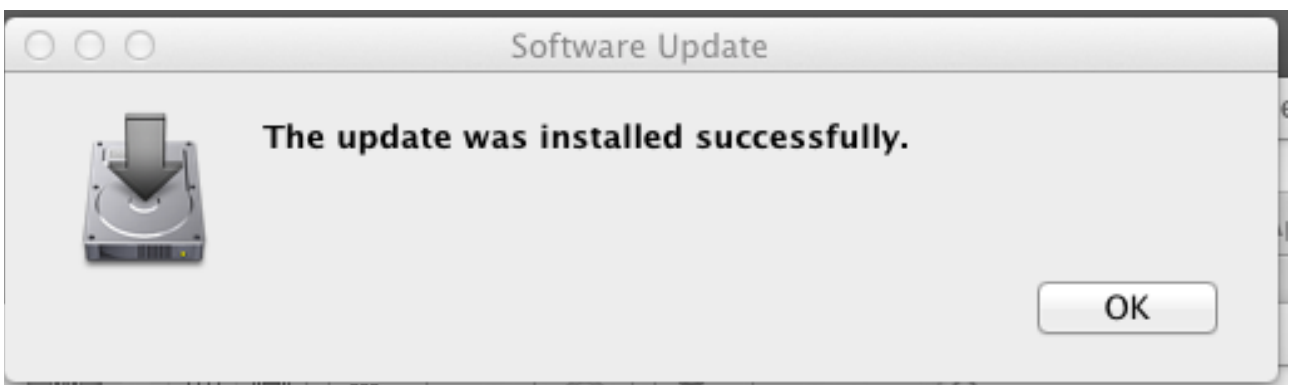
Start Leximancer Desktop as normal. Instead of starting, you will be presented with a dialogue box:



Click on the Install button. The dialogue box will change to "Finding Software"



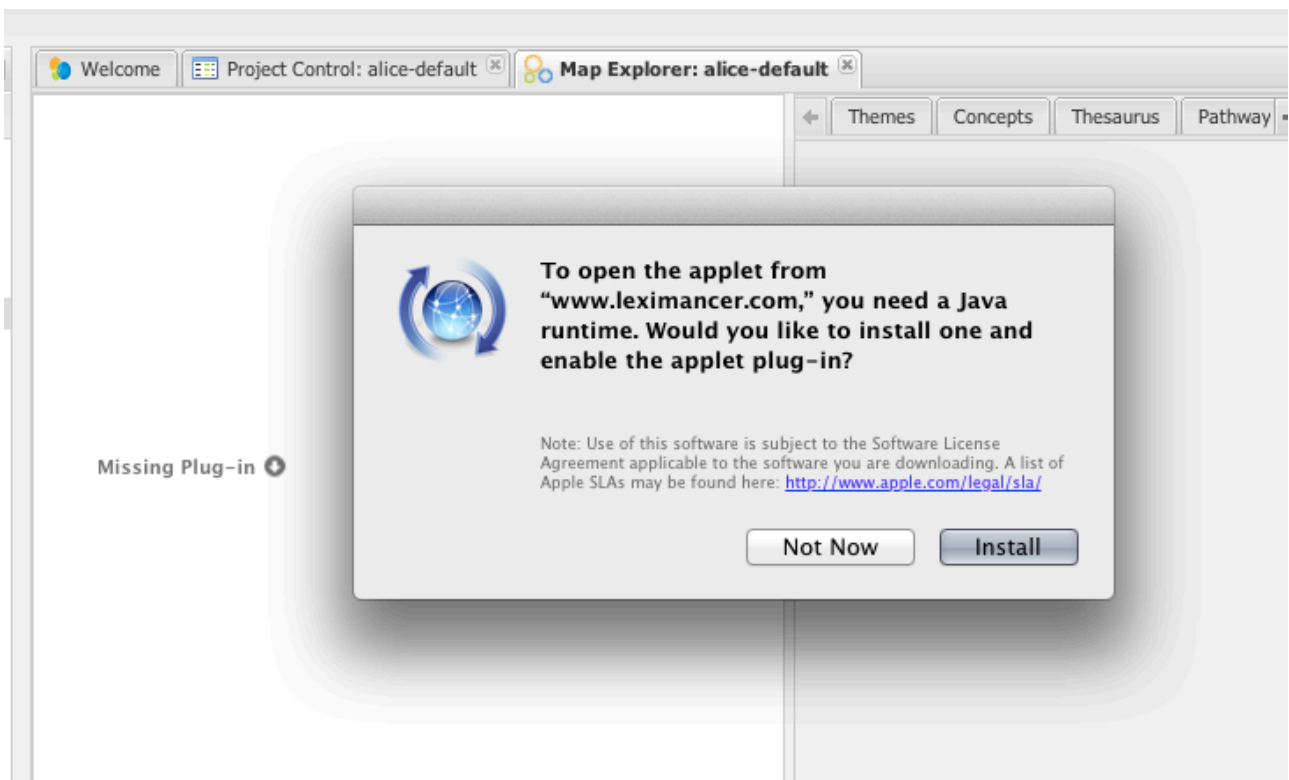
After Java is installed, a confirmation dialogue box will appear.



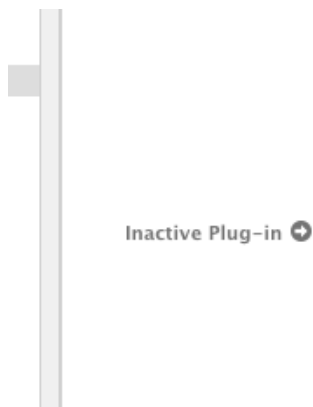
**Finally, shutdown any browsers and restart Leximancer.** All browsers must be shutdown or the Leximancer Java Map applet displayed in the browser will not be able to initialise correctly.

## Leximancer Portal Java Installation

If you have a Leximancer Portal account, access the portal on <https://www.leximancer.com> in your browser. Open a project that you have previously run to completion and open the concept map (or run a new project if this is your first time using the portal). If Java has not been installed, you will see a "Missing Plug-In" message. Click on the down arrow next to the "Missing Plugin" text and an installation dialogue box will appear:



Click on the Install button. After the installation completes, restart all browsers and open the project concept map again. If you do not restart the browser after installing Java you will see the following instead of the concept map:



## Web Browsers

On OS X Lion it is recommended to use:

- Safari 5.1+
- Firefox 5.0.1+
- Google Chrome 12.0.742.122+